

Tine Nørregaard

Last semester of a masters degree in design

60 SP thesis

Multisensory interfaces in interactive installations

Research through Design





A decorative border of red, seven-pointed stars is arranged in a curved path along the top and right sides of the page. The stars vary in size and are scattered across the upper portion of the image.

*9 tips for successfully
writing a masters thesis*

hopefully...

A small cluster of three red, seven-pointed stars is located in the bottom left corner of the page. The stars are of varying sizes and are arranged in a loose, triangular pattern.

1

Show up physically some days

Fixed days at IFI

Make routines

Get started with the day

Discuss and ventilate

Social



2

Use your fellow students

Discussion

Teaching is the best way of learning

Put into words what you are working on

Ventilation

Distraction



3

Be curious

Chose a topic you are interested in
(or become interested in the topic you
have chosen)

What you choose will be interesting

Still many choices to be made (and
many ways to shape the thesis)



4

Take breaks

Work structured, take the evening off

Plan for breaks during the day

Unwind

Sleep

Be social




5

Contact external parties

Interviews, tours, informal conversations

Knowledge you didn't know that you needed

Mostly welcome

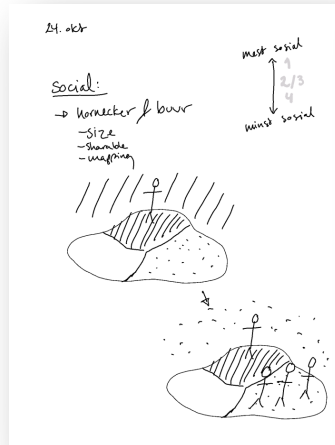


7




Document your process!

Photos, video, log book, notes

Date your notes!



7



21. okt

Sociel:

- Hornecker & Buur
- size
- shape
- mapping



prosektor
luker
lyd
trækker på mund?

8

Take responsibility

No one is doing the work for you!

Read

Ask for help



9

It's only a thesis

Life goes on...

Employers don't necessarily care about your topic or your grade

Your best is usually good enough

Take advantage of the opportunity to learn something new





Good luck!

