

Rapport fra «Survey on the PhD Programme at the Faculty of Mathematics and Natural Sciences»

Innhentede svar pr. 20. mai 2021 12:18

- Leverte svar: **353**
- Påbegynte svar: **0**
- Antall invitasjoner sendt: **804**

Uten fritekstsvar

The findings of this survey will help the Faculty in furthering the quality and relevance of the PhD Programme according to your expectations and preparing you for your desired career, academic or non-academic. The Faculty is planning to conduct an independent survey dedicated to well-being, we have therefore only added two questions directly related to well-being in this survey.




Citizenship *

Svar	Antall	Prosent
Norwegian	164	46,5 % 
Other	189	53,5 % 



Gender *

Svar	Antall	Prosent
Man	202	57,2 % 
Woman	150	42,5 % 
Other	1	0,3 %







Where did you complete your Master's degree? *

Svar	Antall	Prosent
UiO	120	34 % 
Another institution in Norway	67	19 % 
Institution abroad	166	47 % 

Where is your physical workplace? *

Svar	Antall	Prosent
UiO	268	75,9 % 
Elsewhere	85	24,1 % 

Which year did you begin your PhD? *








Svar	Antall	Prosent
2020	83	23,5 % 
2019	81	22,9 % 
2018	79	22,4 % 
2017	53	15 % 
2016	26	7,4 % 
2015 or earlier	31	8,8 % 

Career prospects








Rank your top 3 most desired career paths after completion of your doctoral degree, in prioritised order

My most desired career path is:








Svar	Antall	Prosent

Svar	Antall	Prosent
Academic position (professorship) in the university and university college sector	94	26,9 % 
Researcher in the university and university college sector	47	13,5 % 
Other position in the university and university college sector	12	3,4 % 
Other positions in the public sector	27	7,7 % 
Researcher in the research institute sector	86	24,6 % 
Other positions in the private sector	70	20,1 % 
I will start my own business	13	3,7 % 




My second most desired career path is:

Svar	Antall	Prosent
Academic position (professorship) in the university and university college sector	46	13,2 % 
Researcher in the university and university college sector	110	31,6 % 
Other position in the university and university college sector	13	3,7 % 
Other positions in the public sector	30	8,6 % 
Researcher in the research institute sector	77	22,1 % 
Other positions in the private sector	57	16,4 % 
I will start my own business	15	4,3 % 

My third most desired career path is:

Svar	Antall	Prosent
Academic position (professorship) in the university and university college sector	36	10,6 % 
Researcher in the university and university college sector	50	14,7 % 
Other position in the university and university college sector	26	7,7 % 
Other positions in the public sector	46	13,6 % 
Researcher in the research institute sector	74	21,8 % 
Other positions in the private sector	71	20,9 % 
I will start my own business	36	10,6 % 







Where do you want to settle down for your most desired career? *

Svar	Antall	Prosent
Norway	230	65,2 % 
Outside of Norway	48	13,6 % 
I don't know	75	21,2 % 

Information

How do you prefer to get information about the PhD Programme? *

Multiple answers possible

Svar	Antall	Prosent
Information meetings	160	45,3 % 
Web pages	269	76,2 % 
Faculty's PhD and Postdoc bulletin	243	68,8 % 
Facebook	37	10,5 % 
Instagram	11	3,1 % 
Snapchat	2	0,6 %
Twitter	11	3,1 % 

Svar	Antall	Prosent
LinkedIn	28	7,9 %
YouTube	6	1,7 %
Other	38	10,8 %

How would you rate the information you have received about the PhD programme?

Svar fordelt på antall

	Very informative	Informative	Somewhat informative	Not informative	Lacking/misleading	No opinion/don't know
Web pages *	31	151	108	26	12	25
Faculty's PhD and Postdoc bulletin *	60	139	92	15	3	44
Administration at your department *	48	106	103	44	25	27
Supervisor(s) *	80	139	76	29	16	13

Svar fordelt på prosent

	Very informative	Informative	Somewhat informative	Not informative	Lacking/misleading	No opinion/don't know
Web pages *	8,8 %	42,8 %	30,6 %	7,4 %	3,4 %	7,1 %
Faculty's PhD and Postdoc bulletin *	17 %	39,4 %	26,1 %	4,2 %	0,8 %	12,5 %
Administration at your department *	13,6 %	30 %	29,2 %	12,5 %	7,1 %	7,6 %
Supervisor(s) *	22,7 %	39,4 %	21,5 %	8,2 %	4,5 %	3,7 %

Mandatory duties

Do you have mandatory duties included in your PhD period? *

Svar	Antall	Prosent
Yes	194	55 %
No	159	45 %

How much time do you spend on mandatory duties? *

PhD candidates with 4 year contracts have mandatory duties that should not exceed 25 % of the whole PhD period.

Svar	Antall	Prosent
As planned	87	44,8 %
More than planned	55	28,4 %
Less than planned	21	10,8 %
I don't know/too early to say	31	16 %

Would you have liked to have mandatory duties?

Svar	Antall	Prosent
Yes	90	57 %
No	68	43 %

What kind of mandatory duties would you have preferred?

Svar	Antall	Prosent
Teaching	77	21,8 %
Supervision	54	15,3 %

Svar	Antall	Prosent
Innovation	36	10,2 % 
Administration	14	4 % 
Participation in official committees at UiO	14	4 % 

The Norwegian government is investigating the possibility of using the mandatory duties on internships in a company to provide an increased understanding of the working life in other sectors. If this possibility were available today, would it be interesting for you?

Svar	Antall	Prosent
Yes	285	80,7 % 
No	68	19,3 % 

Page 2/3

Doctoral training – the educational component

Doctoral training - courses

Svar fordelt på antall

	Strongly agree	Agree	Disagree	Strongly disagree	Don't know/ not applicable
The number of discipline specific courses offered by the Faculty is satisfactory *	39	179	86	34	15
The quality of the discipline specific courses which I followed at the Faculty was high *	72	201	49	8	23
The number of the transferable skills courses offered by the Faculty is satisfactory *	29	151	58	21	94
The quality of the transferable skills courses which I followed was high *	36	149	40	7	121

Svar fordelt på prosent

	Strongly agree	Agree	Disagree	Strongly disagree	Don't know/ not applicable
The number of discipline specific courses offered by the Faculty is satisfactory *	11 %	50,7 %	24,4 %	9,6 %	4,2 %
The quality of the discipline specific courses which I followed at the Faculty was high *	20,4 %	56,9 %	13,9 %	2,3 %	6,5 %
The number of the transferable skills courses offered by the Faculty is satisfactory *	8,2 %	42,8 %	16,4 %	5,9 %	26,6 %
The quality of the transferable skills courses which I followed was high *	10,2 %	42,2 %	11,3 %	2 %	34,3 %

How would you rate the relevance of the following transferable skills courses for your research and your future career?

The Faculty is already offering some transferable skills courses and is considering expanding the offering.

Svar fordelt på antall

	very relevant	relevant	somewhat relevant	non-relevant
Literature search/Using sources	112	138	61	23
Academic writing	175	114	38	7
Language skills / English for academics	114	113	68	36
Open science	75	152	84	20
Research data management	125	134	56	20
Publishing strategy	114	130	69	21
Critical appraisal of articles	117	142	57	17
Giving and receiving feedback	129	141	54	8

Written and oral communication	152	125	43	13
Dissemination via popular science	74	137	92	26
Education/teaching/supervision	104	151	61	17
Writing grant applications	99	105	77	51
Project leadership	100	122	76	31
Research management	113	135	64	18
Time management	119	139	56	16
Teamwork	95	125	82	27
Career management	86	127	85	29
Writing job application	68	114	96	48
Entrepreneurship	57	83	105	84
Conflict handling	62	111	103	49
Stress management	118	119	71	23
Networking	107	117	80	23
Cross-cultural communication	88	110	88	43

Svar fordelt på prosent

	very relevant	relevant	somewhat relevant	non-relevant
Literature search/Using sources	33,5 %	41,3 %	18,3 %	6,9 %
Academic writing	52,4 %	34,1 %	11,4 %	2,1 %
Language skills / English for academics	34,4 %	34,1 %	20,5 %	10,9 %
Open science	22,7 %	45,9 %	25,4 %	6 %
Research data management	37,3 %	40 %	16,7 %	6 %
Publishing strategy	34,1 %	38,9 %	20,7 %	6,3 %
Critical appraisal of articles	35,1 %	42,6 %	17,1 %	5,1 %
Giving and receiving feedback	38,9 %	42,5 %	16,3 %	2,4 %
Written and oral communication	45,6 %	37,5 %	12,9 %	3,9 %
Dissemination via popular science	22,5 %	41,6 %	28 %	7,9 %
Education/teaching/supervision	31,2 %	45,3 %	18,3 %	5,1 %
Writing grant applications	29,8 %	31,6 %	23,2 %	15,4 %
Project leadership	30,4 %	37,1 %	23,1 %	9,4 %
Research management	34,2 %	40,9 %	19,4 %	5,5 %
Time management	36,1 %	42,1 %	17 %	4,8 %
Teamwork	28,9 %	38 %	24,9 %	8,2 %
Career management	26,3 %	38,8 %	26 %	8,9 %
Writing job application	20,9 %	35 %	29,4 %	14,7 %
Entrepreneurship	17,3 %	25,2 %	31,9 %	25,5 %
Conflict handling	19,1 %	34,2 %	31,7 %	15,1 %
Stress management	35,6 %	36 %	21,5 %	6,9 %
Networking	32,7 %	35,8 %	24,5 %	7 %
Cross-cultural communication	26,7 %	33,4 %	26,7 %	13,1 %

Overall, how would you rate the courses offered at the Faculty? *

Svar	Antall	Prosent
Very satisfactory	50	14,2 % 
Satisfactory	235	66,6 % 
Unsatisfactory	55	15,6 % 
I have not started taking courses yet at the Faculty	13	3,7 % 






Research environment**Do you actively participate in a research community or research group? ***

Svar	Antall	Prosent
Yes, both nationally and internationally	132	37,4 % 
Yes, internationally	43	12,2 % 
Yes, nationally	111	31,4 % 
No	67	19 % 






If your working place is outside UiO, do you actively participate in the research group activities at your department at the MN Faculty? *

Svar	Antall	Prosent
Yes	36	42,4 % 
No	49	57,6 % 

Supervision**How often do you get active supervision by your supervisory group? ***

Svar	Antall	Prosent
Weekly or more often	163	46,2 % 
1-3 times per month	120	34 % 
2-5 times every 6 months	43	12,2 % 
1 time every 6 months or less	18	5,1 % 
Never	9	2,5 % 

Are you getting active supervision from your UiO supervisor?

Svar	Antall	Prosent
Weekly or more often	17	20 % 
1-3 times per month	28	32,9 % 
2-5 times every 6 months	24	28,2 % 
1 time every 6 months or less	10	11,8 % 
Never	6	7,1 % 

Quality of supervision**Svar fordelt på antall**

	Strongly agree	Agree	Disagree	Strongly disagree
I receive(d) adequate help in setting up my research progress plan *	138	149	52	14
I receive(d) a satisfactory amount of follow-up by my supervisors in my project work *	141	147	50	15
I receive(d) sufficient help/guidance in analysing my data *	108	159	70	16
I receive(d) sufficient help/guidance in interpreting my results *	133	156	50	14
I receive(d) sufficient help/guidance in writing/editing papers and/or producing other output *	142	152	45	14
I receive(d) sufficient help/guidance and had sufficient opportunities for the presentation of my research at international scientific meetings *	118	163	45	27
I receive(d) sufficient feedback from my supervisory group *	129	154	53	17
I receive(d) constructive feedback from my supervisory group *	149	143	44	17

Svar fordelt på prosent

	Strongly agree	Agree	Disagree	Strongly disagree
I receive(d) adequate help in setting up my research progress plan *	39,1 %	42,2 %	14,7 %	4 %

I receive(d) a satisfactory amount of follow-up by my supervisors in my project work *	39,9 %	41,6 %	14,2 %	4,2 %
I receive(d) sufficient help/guidance in analysing my data *	30,6 %	45 %	19,8 %	4,5 %
I receive(d) sufficient help/guidance in interpreting my results *	37,7 %	44,2 %	14,2 %	4 %
I receive(d) sufficient help/guidance in writing/editing papers and/or producing other output *	40,2 %	43,1 %	12,7 %	4 %
I receive(d) sufficient help/guidance and had sufficient opportunities for the presentation of my research at international scientific meetings *	33,4 %	46,2 %	12,7 %	7,6 %
I receive(d) sufficient feedback from my supervisory group *	36,5 %	43,6 %	15 %	4,8 %
I receive(d) constructive feedback from my supervisory group *	42,2 %	40,5 %	12,5 %	4,8 %

Overall, how satisfied are you with the supervision you have received from your supervisory group so far? *

Svar	Antall	Prosent
Very satisfied	134	38 %
Satisfied	148	41,9 %
Unsatisfied	47	13,3 %
Very unsatisfied	16	4,5 %
Don't know/ too early to say	8	2,3 %

Did you have any disagreement with one or more of your supervisors?

Svar	Antall	Prosent
Yes	44	12,5 %
No	308	87,5 %

What kind of disagreement did you have with your supervisors? *

Svar	Antall	Prosent
Regarding theory/methods in one (or more) project(s)	19	5,4 %
Regarding the PhD coursework	3	0,8 %
Regarding my participation in the transferable skills courses or workshops	3	0,8 %
Regarding authorship	9	2,5 %
Regarding ethics	6	1,7 %
Other	22	6,2 %

Have you had an induction conversation (start-up conversation) with your main supervisor? *

The induction conversation between a new PhD candidate and the main supervisor aims at clarifying the expectations between the two parties.

Svar	Antall	Prosent
Yes	258	73,1 %
No	95	26,9 %


Was the induction conversation with your main supervisor helpful? *

Svar	Antall	Prosent
Yes	229	88,8 %
No	29	11,2 %




Well-being

Are you yourself experiencing a good social integration in the work environment? *

Svar	Antall	Prosent
Yes	190	53,8 %
No	41	11,6 %

Svar	Antall	Prosent
Somewhat limited	122	34,6 % 

Are you experiencing a good work-life balance? *

Svar	Antall	Prosent
Yes	154	43,6 % 
No	69	19,5 % 
Somewhat challenging	130	36,8 % 

Have you experienced mental health problems during your PhD? *

Anxiety, depression, general unhappiness, loss of appetite, insomnia, concentration problems, or other mild or severe symptoms.





Svar	Antall	Prosent
Yes	207	58,6 % 
No	146	41,4 % 

Have you been offered assistance to help handle your problems? *

Svar	Antall	Prosent
Yes	61	29,5 % 
No	146	70,5 % 

What kind of assistance have you been offered?

Multiple answers possible

Svar	Antall	Prosent
Conversation with the PhD coordinator at your department	17	4,8 % 
Conversation with a ForVei adviser	12	3,4 % 
Conversation with the UiO's Occupational Health Service Unit (Bedriftshelsetjenesten)	18	5,1 % 
Conversation with the HR representative or office manager at your work place	10	2,8 % 
Stress management course organised at my working place	21	5,9 % 
Other	19	5,4 % 



Internationalisation

Have you been abroad (mobility outside of Norway) during your PhD? *

Svar	Antall	Prosent
Yes	121	34,3 % 
No	232	65,7 % 





Please specify the type of mobility *

Multiple answers possible

Svar	Antall	Prosent
Conference	91	25,8 % 
Course/workshop/summer school	68	19,3 % 
Research stay/field work abroad	80	22,7 % 










What kind of benefits did you gain from your stay abroad? (you can choose more than one) *

Svar	Antall	Prosent
Academic	107	30,3 % 
Networking	110	31,2 % 

Svar	Antall	Prosent
Cross-cultural communication	71	20,1 % 
Scientific dissemination	66	18,7 % 
Job offers	8	2,3 % 
Other	13	3,7 % 

What are the main reasons you have not had a stay abroad?

Multiple answers possible





Svar	Antall	Prosent
Family responsibilities	33	9,3 % 
Not necessary for my research	41	11,6 % 
Language barrier(s)	0	0 %
I did not have support from my supervisory group	13	3,7 % 
Lack of international network	39	11 % 
Lack of funding	24	6,8 % 
Lack of time	43	12,2 % 
Lack of arrangements/facilitation for travel abroad	39	11 % 
The corona virus pandemic postpones my stay abroad	135	38,2 % 
Other	38	10,8 % 

PhD Programme Progression

Third semester report



The main purpose of the third semester reporting is to give the PhD candidates the opportunity to present their work, to get external input and new ideas for further research, rethink their project, and ultimately increase their confidence in their own work and job satisfaction. Supervision is to be discussed both with and without the supervisors present.

Was the third semester reporting beneficial for you and your project? *

Svar	Antall	Prosent
Yes, to a large extent	37	10,5 % 
Yes, to some extent	155	43,9 % 
No, unsatisfactory	46	13 % 
I didn't have it yet	115	32,6 % 

Did you feel free to raise any issues and concerns during the progress reporting? *

For example, regarding challenges with supervision, problems with project progression, disagreement about authorship etc.

Svar	Antall	Prosent
Yes	192	80,7 % 
No	46	19,3 % 

Are you on track with the original time plan for your thesis, within the normed time (3 or 4 years)? *

Svar	Antall	Prosent
Yes	175	49,6 % 
No	112	31,7 % 
Not sure	66	18,7 % 

What are the main reasons that you have not handed in/will not hand in your thesis within the normed time (3 or 4 years)? (you can choose more than one)

Svar	Antall	Prosent
------	--------	---------

Svar	Antall	Prosent	
Family responsibilities	24	6,8 %	▢
Health reasons	39	11 %	▢
Problems with my thesis	47	13,3 %	▢
Problems with infrastructure/lab facilities	27	7,6 %	▢
Lack of international network	19	5,4 %	▢
Problems with supervision	40	11,3 %	▢
Too much time used on mandatory duties	24	6,8 %	▢
Problems with the coursework (difficulties with finishing/passing courses or getting courses approved)	19	5,4 %	▢
The corona virus pandemic postpones my stay abroad	45	12,7 %	▢
Financial problems with my research	7	2 %	▢
Lost interest in my research project	30	8,5 %	▢
Lost interest in research overall	28	7,9 %	▢
I had to combine working on my thesis with an another job	21	5,9 %	▢
Received another job offer	4	1,1 %	▢
The lock down due to the corona virus pandemic	114	32,3 %	▢
Other	32	9,1 %	▢

Final comments

Overall, do you think the PhD programme is satisfactory? *

Svar	Antall	Prosent	
Yes, very satisfactory	69	19,5 %	▢
Yes, satisfactory	199	56,4 %	▢
No, unsatisfactory	43	12,2 %	▢
No, very unsatisfactory	12	3,4 %	▢
Don't know/too early to say	30	8,5 %	▢

[Se nylige endringer i Nettskjema](#)